


FALL 2021

# TEAM ADVERSE DRUG EVENTS: HYPOGLYCEMIA



# GAME DAY PROGRAM

PRESENTED BY: Cynosure HQIC



# TEAM ADEs

## TABLE OF CONTENTS

ISSUE 1 ♦ OCTOBER 14, 2021 - JANUARY 27, 2022 ♦ PRACTICE/LEAGUE SCHEDULE

PRESENTED BY:



### IN THIS EDITION

- 2 Team Tryouts & Requirements
- 4 What is a Discovery Tool?
- 6 Team Roster & Information
- 7 Practice Schedule
- 8 League Schedule

### ALSO INSIDE

- 3 What is CLIC?
- 5 PFP Hub: Get involved with your fans!
- 9 OVERTIME: ADEs Improvement Course

### CREDITS

**General Manager**  
Bruce Spurlock, MD

**Coaching Staff**  
Steve Tremain, MD, FACPE

State Hospital Associations & Regional  
Partners

Cynosure Improvement Advisors

Cynosure HQIC Patient Family Partnership  
Council Members

**Athletes**  
Participants of Team ADEs

**JOIN OUR TEAM  
ROSTER TODAY!**

**FOLLOW US ON**



TEAM ADEs

# TRYOUTS & REQUIREMENTS

To be part of Team ADEs, we will require some preparation prior to practice. You will need to complete two steps before our kick off call to be part of the roster for Team ADE: Hypoglycemia.

1

## COMPLETE DISCOVERY TOOL

Complete the Discovery Tool by reviewing 5-10 medical records for the topic session you would like to attend. If you have previously completed a Discovery Tool, now is a great time to test out any changes that were made since the last review.

[ADE: HYPOGLYCEMIA DISCOVERY TOOLS LINK](#)

The screenshot shows a form titled "Hypoglycemia Process Improvement Discovery Tool". It includes a "Medical Record #" field and a list of questions related to hypoglycemia management, such as "If glucose < 70 occurred, the insulin regimen was reviewed", "If glucose < 70 occurred, the insulin regimen was adjusted", and "Patient was receiving basal insulin". To the right of the questions is a large grid for recording findings.

2

## SUBMIT YOUR DISCOVERY TOOL FINDINGS

Take a 2 minute survey to report your findings. We will dive into the findings in more detail during our league games.

[SUBMIT YOUR FINDINGS](#)

The screenshot shows a survey titled "Cynosure HQIC Discovery Tool Findings". It includes instructions for completing the survey and a list of questions. The first question is "1. Please enter your name \*", followed by a text input field.

# CLIC

## WHAT IS CLIC?

The **Cynosure Learning and Improvement Connection**, or **CLIC**, is our virtual learning platform. CLIC is designed to be a low burden, resource-rich online environment for our hospitals to build knowledge and gain the skills necessary to effectively drive improvement.

We call CLIC “democratized education.” **EVERYONE** in your organization is invited to join CLIC. Everyone? Yes, everyone! Clinical, non-clinical, patient care, non-patient care – everyone. CLIC is where you will find information and resources for HQIC quality improvement.

Each video or written module is designed to be completed within 5 minutes on average, and each course contains several additional resources for your improvement teams.



- 1 Create an account in CLIC by navigating to <https://CLIC.Thinkific.com>, and following the instructions to register.
- 2 Once registered, click the links for available courses, and click “enroll” for the course you would like to view.
- 3 Once enrolled, you will find hundreds of educational modules in several courses designed to be experienced on demand in short timeframes.

**YOU MUST BE REGISTERED FOR CLIC PRIOR TO LEAGUE GAMES**




For ADEs, watch the short educational video modules, download the topic change package, and download the topic Discovery Tool. Discovery Tools are a quick, efficient method for identifying process gaps in which to focus improvement. You can learn more about Discovery Tools by watching the short introductory video below.


# PREVENTING ADVERSE DRUG EVENTS (ADE)

---

Cynosure Health

## CHANGE PACKAGE





---

### HOW TO USE THE ADE CHANGE PACKAGE

---

#### DEFINITION AND SCOPE

#### MEASUREMENT

#### HOW TO IMPROVE

#### PRIMARY DRIVERS AND CHANGE IDEAS

#### ENGAGE PATIENTS AND FAMILIES

#### FIND AND USE DATA TO DRIVE IMPROVEMENT

#### STANDARDIZE THE WORK: INSULIN

#### STANDARDIZE THE WORK: WARFARIN

#### STANDARDIZE THE WORK: OPICIDS

#### CONCLUSION AND ACTION PLANNING

#### APPENDICES

[illegible]

**Watch the ADEs Discovery Tools Overview Video [HERE!](#)**

# DISCOVERY TOOLS

The Cynosure Health logo is located in the bottom left corner. It features a stylized blue circular icon with a white swoosh, followed by the text "Cynosure" in a bold, sans-serif font, and "HEALTH" in a smaller, all-caps, sans-serif font below it.



# MEET YOUR FANS!

# PFP HUB


## THE CYNOSURE PATIENT FAMILY PARTNERSHIP HUB

a multi-state network of advisors with lived experiences

### WHAT IS THE CYNOSURE PATIENT FAMILY PARTNERSHIP (PFP) HUB?

It's a virtual community of people who have experience seeking and receiving healthcare. People who have "been there and done that" and who want to make the experience better for others in the future. The Cynosure PFP Hub includes patients and their family caregivers from hundreds of hospitals across the United States. Hub members get involved and share their lived experiences with healthcare leaders, quality improvement staff and other patients and family caregivers **to help improve health care quality**. The Hub supports Patient Family Partners by:

- Sharing effective ways to partner with hospitals
- Including people with all levels of experience in meetings and discussions
- Allowing for an open exchange of knowledge; and
- Providing support to new PFPs before they join a committee or workgroup.





# MEET YOUR COACH!



**STEVE TREMAIN, MD, FACP**  
Physician Improvement Advisor  
Cynosure Health

Steve Tremain is a Physician Improvement Advisor with Cynosure Health. Board certified for 35 years in Family Medicine and now retired from active clinical practice, Dr. Tremain worked as a hospital-based clinician and teacher, and served as Chief Medical Officer for a large integrated public system for over 20 years. He was the executive sponsor for improvement teams that were awarded mentor status by the Institute for Healthcare Improvement in the areas of medication reconciliation, rapid response teams, and ventilator associated pneumonia.

Dr. Tremain is a Certified Physician Executive and a Fellow of the American College of Physician Executives. He earned his MD degree from the UCLA School of Medicine.

## LEAGUE INFORMATION

### FIRST QUARTER: COACHING OFFICE HOURS

Successful athletic teams create an environment of continuous learning and development with practice, review of game film, and course correction. In the Cynosure HQIC, our version of “game film” is the completion of Discovery Tools. This quick, low burden process is designed to identify processes with opportunities for improvement, cutting down the time that teams spend testing, trying, and testing again.

### SECOND QUARTER: TEAM SPRINTS

Gather your improvement team to sprint together towards those field goals and touchdowns! Cynosure HQIC Sprints are a fun, engaging, and productive method to drive improvement further and faster. Over the course of 2-4 short sessions your team will take those Discovery Tool findings to the next level. Coach Tremain is not only a national subject matter expert, but an expert at helping teams to share and implement practical strategies for improved outcomes.

Sprint participation is best when more than one member of your hospital's improvement team participates. Some examples of team members that are encouraged to participate include senior leaders, clinical leaders, ancillary leaders, quality improvement leaders, and frontline staff members. Everyone on your team is welcome on the field!

### THIRD QUARTER: SPECIAL TEAMS

For those team members looking to build expertise, the Cynosure HQIC team has some great activities planned like:

- The Quality Improvement Residency Program for those newer to roles in quality improvement and management/ leadership roles
- Specialized training for those in newer Infection Prevention roles
- Harvesting of Bright Spots, Innovations, and Great Stories to share with hospital teams

### FOURTH QUARTER: COUNTDOWN TO A TOUCHDOWN

- Be on the lookout for information about opportunities to:
- Engage with other hospitals through the Cynosure HQIC Hospital Listserv
- Gain national recognition for the hard work of improvement on the ground
- Showcase local innovation



# FALL 2021 PRACTICE SCHEDULE

## TEAM PRACTICES: OFFICE HOURS

Successful athletic teams create an environment of continuous learning and development with practice, review of game film, and course correction. In the Cynosure HQIC, our version of “game film” is the completion of Discovery Tools. This quick, low burden process is designed to identify processes with opportunities for improvement, cutting down the time that teams spend testing, trying, and testing again.

## TEAM ADE: HYPOGLYCEMIA

### October 14th

10:30am-11:15am PT | 11:30-12:15pm MT | 12:30-1:15pm CT | 1:30-2:15pm ET

[REGISTER](#)

### November 4th

10:00am-10:45am PT | 11:00-11:45am MT | 12:00-12:45pm CT | 1:00-1:45pm ET

[REGISTER](#)

### DON'T FORGET!

#### 1 COMPLETE A DISCOVERY TOOL

ADE: HYPOGLYCEMIA  
DISCOVERY TOOL LINK

#### 2 SUBMIT YOUR DISCOVERY TOOL FINDINGS

SUBMIT YOUR FINDINGS





# FALL 2021 LEAGUE SCHEDULE

## LEAGUE SCHEDULE: SPRINTS

Gather your improvement team to sprint together towards those field goals and touchdowns! Cynosure HQIC Sprints are a fun, engaging, and productive method to drive improvement further and faster. Over the course of 2-4 short sessions your team will take those Discovery Tool findings to the next level. Coach Tremain is not only a national subject matter expert, but an expert at helping teams to share and implement practical strategies for improved outcomes.

Sprint participation is best when more than one member of your hospital's improvement team participates. Some examples of team members that are encouraged to participate include senior leaders, clinical leaders, ancillary leaders, quality improvement leaders, and frontline staff members. Everyone on your team is welcome on the field!

### Hypoglycemia - Large Hospitals

#### November 30th

9am-9:45am PT | 10-10:45am MT |  
11-11:45am CT | 12-12:45pm ET

[REGISTER](#)

#### December 17th

9am-9:45am PT | 10-10:45am MT |  
11-11:45am CT | 12-12:45pm ET

[REGISTER](#)

#### January 5th

9am-9:45am PT | 10-10:45am MT |  
11-11:45am CT | 12-12:45pm ET

[REGISTER](#)

#### January 26th

9am-9:45am PT | 10-10:45am MT |  
11-11:45am CT | 12-12:45pm ET

[REGISTER](#)

### Hypoglycemia - Small Hospitals

#### December 1st

9am-9:45am PT | 10-10:45am MT |  
11-11:45am CT | 12-12:45pm ET

[REGISTER](#)

#### December 16th

9am-9:45am PT | 10-10:45am MT |  
11-11:45am CT | 12-12:45pm ET

[REGISTER](#)

#### January 6th

9am-9:45am PT | 10-10:45am MT |  
11-11:45am CT | 12-12:45pm ET

[REGISTER](#)

#### January 27th

9am-9:45am PT | 10-10:45am MT |  
11-11:45am CT | 12-12:45pm ET

[REGISTER](#)

# OVERTIME

## ADEs IMPROVEMENT HAS AN ENTIRE COURSE ON CLIC!

Enroll in the ADEs Improvement Course to dive even further into improvement strategies, tools, and resources to apply within your hospital or organization! In this course, you will find the ADEs Change Package & Discovery Tools from Subject Matter Experts, Online Resources & Tools from organizations across the nation, and much more.

**ENROLL TODAY!**

