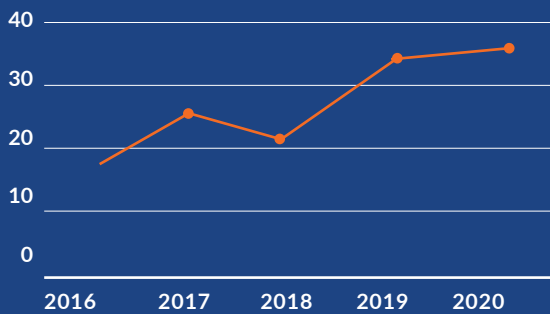


Together, we can go further, faster.

# SEPSIS MORTALITY REDUCTION

A STRATEGY GUIDE

## DATA



- Find out how Sepsis data is collected and reported in your organization
- Review your organization’s Sepsis data. Is one unit over-represented?
- Do you have fewer than 5 Sepsis patients per quarter in your organization? Try the [Infrequent Events Calculator](#) to see trends and shifts in Sepsis Mortality more clearly. If you are in a smaller facility that transfers patients with sepsis, consider reviewing the [Sepsis Screening & Transfer Discovery Tool](#)

## NEXT STEPS

Review the Sepsis Mortality Reduction [Change Package](#)

Have team members complete the “How Do We Improve?” learning modules in the [Building Blocks of Quality and Patient Safety](#) course.

Review posts about Sepsis from your peers in the [Patient Safety Focus Areas CLIC Community](#)

MAP YOUR

## IMPROVEMENT STRATEGY



GET  
READY



GET  
GOING



GET  
SET



GET  
RE-INVIGORATED

✓ GET READY

✓ GET SET

✓ GET GOING

✓ GET RE-INVIGORATED

# ✓ GET READY

## LOOKING FOR MORE INFORMATION?





### CREATE

- An account on [CLIC](#)

### WATCH

- [“How do we improve?”](#)
- Sepsis [Drivers for Improvement](#) videos



### READ

- Sepsis Mortality Reduction [Change Package](#)
- [Patient Safety Focus Areas](#) CLIC Community

 GET SETREADY TO START PLANNING FOR IMPROVEMENT  
AND IDENTIFYING WHERE TO START?

## WATCH

- Discovery Tool [overview video](#)
- Sepsis, Post-op Sepsis, & Sepsis transfer [Discovery Tools instructional video](#)
- Sepsis [Drivers for Improvement videos](#)



## PLAN

- Host a Focus Group for patients and family caregivers from your hospital to learn about their experiences to identify opportunities for improvement.
- See if your knowledge is up to date! Take the [Sepsis Pre-Test](#)
- Select a test of change from the [Sepsis Mortality Reduction Change Package](#) and plan the test using the [Quality Improvement Project Planning Worksheet](#)
- Download and complete the Sepsis, Post-op Sepsis, & Sepsis transfer [Discovery Tools](#)



## RESOURCES

- [Society of Critical Care Medicine - Surviving Sepsis Campaign](#)
- [Sepsis Alliance](#)
- [Sepsis Podcast Series](#)



 GET GOING

## READY TO STOP PLANNING AND START DOING?




## PRIORITIZE

- Complete one of the Sepsis Discovery tools, Overall [Sepsis Discovery Tool](#), [Post-op Sepsis Discovery Tool](#), or [Sepsis Transfer Discovery Tool](#) for 5-10 patients within the segment of the sepsis population

## COLLABORATE

- Engage a patient family advisor to participate on your improvement team
- Set up a coaching call with an Improvement Advisor that specializes in Sepsis Mortality Reduction
- Report out on tests of change successes and challenges with your improvement advisor coach.
- Share tools, resources, innovations, and ideas that your team develops in a post on the [Patient Safety Focus Areas Community](#) in CLIC.



## LEARN

- [Register](#) to participate in an Sepsis collaborative learning session when available



# ✓ GET RE-INVIGORATED

IMPROVEMENT IS NOT LINEAR. NEED A FRESH PERSPECTIVE OR IDEA FROM YOUR TEAM?

## RE-CALIBRATE

- Be sure to watch the [Discovery Tool Overview Video](#) (6 min), as well as the [Sepsis, Post-op Sepsis, & Sepsis Transfer Discovery Tools Instructional Video](#), then download and complete one of the Sepsis Discovery tools, [Overall Sepsis Discovery Tool](#), [Post-op Sepsis Discovery Tool](#), or [Sepsis Transfer Discovery Tool](#). Scan for themes where best practices are not embedded. Tackle 1, 2, or 3 of those with process improvement teams.



## COLLABORATE

- Engage a patient family advisor or former patient/family member to participate on your improvement team.
- Set up a coaching call with an Improvement Advisor that specializes in Sepsis Mortality Reduction

## LEARN

- Watch the Sepsis [Drivers for Improvement](#) video modules with your team
- [Register](#) to participate in an Sepsis collaborative learning session when available

