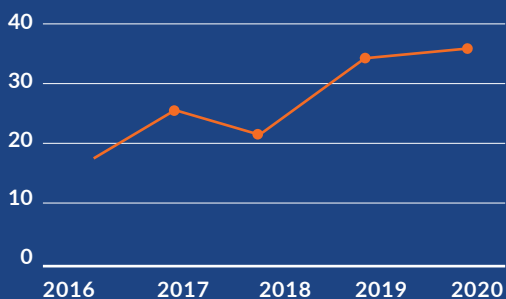


Together, we can go further, faster.

OPIOID STEWARDSHIP

A STRATEGY GUIDE

DATA



- Find out how opioid dispensing, administration, and prescribing data (e.g., number of opioid pills prescribed at discharge, MME/prescription, number of naloxone prescriptions, opioid related deaths, etc.) is collected and reported in your organization and in your state.
- Review your hospital’s data on number of surgical patients discharged ≤ 12 opioid pills and Total MME/ED visits.
- Review your organization’s opioid data. Is one unit, physician, diagnosis, or patient population over-represented? What is your hospital’s performance in comparison to your peers? What are you doing well? Areas for improvement?

NEXT STEPS

Review [Your Blueprint to Fight the Opioid Epidemic – Proven Strategies for Hospitals](#).

Complete the [Opioid Management Hospital Self-Assessment](#). Review strengths and opportunities.

To prepare your improvement team, have team members complete the “[How Do We Improve](#)” learning modules in the [Building Blocks of Quality and Patient Safety](#) course.

MAP YOUR

IMPROVEMENT STRATEGY



GET
READY



GET
GOING



GET
SET



GET
RE-INVIGORATED

✓ GET
READY

✓ GET
SET

✓ GET
GOING

✓ GET
RE-INVIGORATED

✓ GET READY

LOOKING FOR MORE INFORMATION?





CREATE

- An account on [CLIC](#)

WATCH

- [“How do we improve”](#)
- Opioid Stewardship [Discovery Tool instructional video](#)



READ

- [Your Blueprint to Fight the Opioid Epidemic – Proven Strategies for Hospitals Change Package](#)
- [Patient Safety Focus Areas CLIC Community](#)



✓ GET SET

READY TO START PLANNING FOR IMPROVEMENT AND IDENTIFYING WHERE TO START?

WATCH

- Discovery Tool [overview video](#)
- Opioid Stewardship [Discovery Tool instructional video](#)
- Have your improvement team members watch the [Improve Appropriate Opioid Use: Core Modules](#). Be sure to read [“How have others done this?”](#) The Improve Appropriate Opioid Use: Core Modules cover the following topic areas:
 - Prevent new opioid starts
 - Manage chronic pain related opioid use safely
 - Treat addiction effectively
 - Prevent deaths from opioids
 - Create a sustainable infrastructure for ongoing improvement



PLAN

- Host a focus group or [interview](#) patients and family caregivers from your hospital. Learn about their experience managing pain while receiving care in your hospital, with a special focus on opioid prescribing at the point of discharge. Consider getting patient representation from the ED, inpatient unit, and surgery. Use their experiences to identify opportunities for improvement.
- Select a test of change from [Your Blueprint to Fight the Opioid Epidemic – Proven Strategies for Hospitals](#) and plan the test using the [Quality Improvement Project Planning Worksheet](#)
- Download and complete the Opioid Stewardship [Discovery Tool](#)



RESOURCES

- [Stem the Tide: Opioid Stewardship Measurement Implementation Guide \(AHA\)](#)
- [Effective Strategies for Hospitals Responding to the Opioid Crisis \(IHI\)](#)
- [About CDC’s Opioid Prescribing Guidelines](#)

 GET GOING

READY TO STOP PLANNING AND START DOING?





PRIORITIZE

- Based on the selected test of change from Your Blueprint to Fight the Opioid Epidemic - Proven Strategies for Hospitals that you documented using the Quality Improvement Project Planning Worksheet, identify who, what, when, how the test of change will be conducted.

COLLABORATE

- Finalize your improvement team and consider identifying an executive sponsor
- Improvement team will review results and modify the test of change as needed.
- Engage a patient family advisor to participate on your improvement team
- Set up a coaching call with an Improvement Advisor that specializes in Opioid Stewardship Reduction
- Report out on tests of change successes and challenges with your improvement advisor
- Share tools, resources, innovations, and ideas that your team develops in a post on the Patient Safety Focus Areas Community in CLIC



LEARN

- Register to participate in an HQIC learning session when available. (Planned sessions include fishbowls, sprints, group coaching, and webinars)



✓ GET RE-INVIGORATED

IMPROVEMENT IS NOT LINEAR. NEED A FRESH PERSPECTIVE OR IDEA FROM YOUR TEAM?

RE-CALIBRATE

- Be sure to watch the [Improve Appropriate Opioid Use: Deep Dive – Quality Improvement](#) for ideas on how to plan for and overcome common QI challenges specific to opioid stewardship. Such as getting buy in from senior leaders and physicians, how to communicate the value of this work to your stakeholders via an elevator pitch, and access other bright spots and lessons learned.
- Stigma surrounding OUD is a common barrier for many hospitals addressing Opioid Stewardship from executive leaders, physicians, frontline staff, and quality improvement personnel.
- Watch the [Improve Appropriate Opioid Use: Deep Dive – Stigma](#) to learn more about how you can address stigma in your own organization.



COLLABORATE

- Engage a patient family advisor or former patient/family member to participate on your improvement team.
- Set up a coaching call with an Improvement Advisor that specializes in Opioid Stewardship

LEARN

- Reach out to peers using the [Patient Safety Focus Areas Community](#) to get feedback on what you might do differently and learn from others that have implemented successful improvement strategies
- [Register](#) to participate in an HQIC learning session when available. (Planned sessions include fishbowls, sprints, group coaching, and webinars)

