


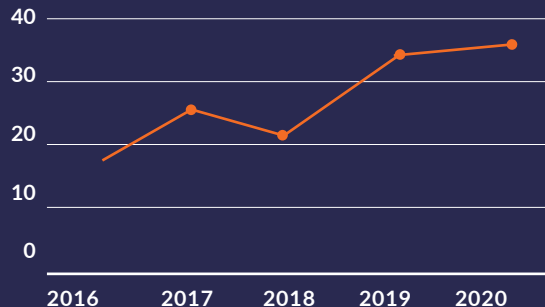
Together, we can go further, faster.

HOSPITAL-ACQUIRED PRESSURE INJURY PREVENTION

A STRATEGY GUIDE



WHO IS EXPERIENCING PRESSURE INJURIES IN YOUR ORGANIZATION?



WHAT IS THE HAPI RATE IN YOUR ORGANIZATION?

ARE CERTAIN PATIENT POPULATIONS DISPROPORTIONATELY IMPACTED? CAN YOU CLOSE THE DISPARITY GAP?

NEXT STEPS

Look for trends in the characteristics of the patients that develop pressure injuries: age, diagnosis, race/ethnicity, language.

Identify an improvement goal for your organization

Select members for your improvement team

MAP YOUR

IMPROVEMENT STRATEGY



GET
READY



GET
GOING



GET
SET



GET
RE-INVIGORATED

✓ GET READY

✓ GET SET

✓ GET GOING

✓ GET RE-INVIGORATED

✓ GET READY

LOOKING FOR MORE INFORMATION?




CREATE

- An account on CLIC

WATCH

- “How do we improve”
- Data for Improvement video on CLIC
- HAPI Drivers for Improvement overview video



READ

- HAPI Change Package
- Patient Safety Focus Areas CLIC Community

GET
READYGET
SETGET
GOINGGET
RE-INVIGORATED

GET SET

READY TO START PLANNING FOR IMPROVEMENT AND IDENTIFYING WHERE TO START?

WATCH

- Discovery Tool [overview video](#)
- HAPI Discovery Tool [instructional video](#)
- HAPI [Drivers for Improvement videos](#)

DISCOVERY

- Download the [HAPI Discovery Tool](#) & audit 5-10 recent HAPI medical records
- Download the [HAPI Supply & Equipment Scavenger Hunt](#)


PLAN

- With your skin team, select a test of change to address Discovery Tool findings from the [HAPI Change Package](#) or watch relevant videos for change ideas.
 - [Skin & Risk Assessment \(4 min\)](#)
 - [Manage Moisture \(3 min\)](#)
 - [Optimize Nutrition & Hydration \(3 min\)](#)
 - [Minimize Pressure Friction & Shear \(4 min\)](#)
 - [Use Data for Improvement \(4 min\)](#)
 - [Engage Patients & Their Caregivers \(3 min\)](#)
- Complete the [Quality Improvement Project Planning Worksheet](#)



LISTEN

- Interview a patient who experienced a pressure injury to learn and understand
- Ask a patient advisor a question on the [PFE Community in CLIC](#)



✓ GET READY

✓ GET SET

✓ GET GOING

✓ GET RE-INVIGORATED

✓ GET GOING

READY TO STOP PLANNING AND START DOING?




PRIORITIZE

- Determine which change idea you will implement based upon your HAPI Discovery Tool and HAPI Supply & Equipment Scavenger Hunt findings

COLLABORATE

- Invite a patient partner or advisor to join the skin team
- Share tools, resources, innovations and ideas in the Patient Safety Focus Area CLIC Community



LEARN

- Register to participate in a HAPI collaborative learning session when available



✓ GET RE-INVIGORATED

IMPROVEMENT IS NOT LINEAR. NEED A FRESH PERSPECTIVE OR IDEA FROM YOUR TEAM?

RE-CALIBRATE

- Use the [HAPI Discovery Tool](#) and [HAPI Supply & Equipment Scavenger Hunt](#) to identify the process area in need of focus
- Using your data, identify the patient population most at risk for HAPI in your organization. Utilize Race, Ethnicity, and preferred Language (REaL) data to identify disparities



COLLABORATE

- Engage a new patient family advisor to participate on your improvement team
- Set up a coaching call with an Improvement Advisor
- Ask questions of your peers in the [Patient Safety Focus Areas CLIC Community](#)

LEARN

- Download and review the HAPI Change Package to explore change ideas
- Watch the HAPI [Drivers for Improvement](#) video modules with your team
- [Register](#) to participate in a HAPI collaborative learning session when available

